


Summer energy saving tips

10 inexpensive ways to make your home more energy efficient

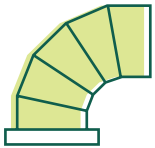
Little actions can have a big impact. These energy-saving ideas won't cost a lot, but they can add up to significant energy and cost savings. And, they'll make your home more comfortable.



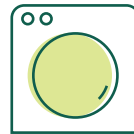
Install an ENERGY STAR® programmable thermostat. Set it to 78°F for cooling and set the temperature higher for times when you are away.



Make it easier to remember to change your air conditioner's filter every month by installing a "filter whistle" that will let you know when it's time for a change.



Seal and insulate your ductwork and repair any air leaks to make sure the cool air makes it to your rooms.




If you're replacing an appliance, be sure to choose a new efficient one that has the ENERGY STAR® label.



Wrap your water heater with insulation or install an insulating blanket, and add pipe insulation to the first 5 feet of water pipe coming from your water heater.



Home electronics, such as TVs and DVD players, use energy even when you turn them off. Connect them to power strips and turn those off instead to save energy.



Stop air leaks by caulking and weatherstripping around your windows and doors. And don't forget to check for—and seal—any gaps in your floors and walls around pipes or electrical wiring.



Keep the warm air out by adding insulation to your attic, crawl space and accessible exterior walls. Don't forget exterior light switches and electrical outlets—insulating seals will stop air leaks there.



Upgrade your lighting by replacing incandescent or CFL bulbs with LEDs.



Save water and the energy it takes to heat it by installing aerating, low-flow faucets and shower heads and repairing leaky faucets.